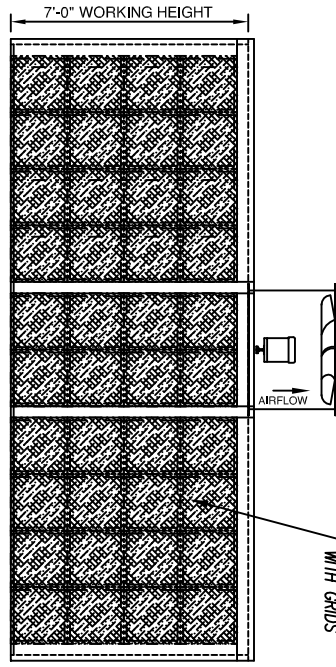


THE ASSEMBLY DRAWINGS YOU HAVE RECEIVED ARE FOR GENERAL REFERENCE. OPTIONAL ACCESSORIES MAY NOT BE SHOWN AS PROVIDED. PLEASE REFER TO YOUR PURCHASE ORDER FOR A COMPLETE DESCRIPTION OF YOUR BOOTH ORDER.

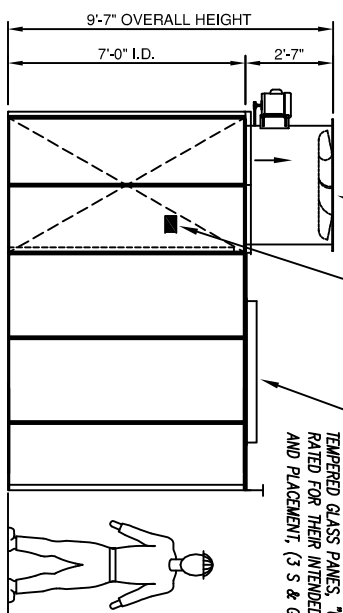


EXHAUST FILTERS, (40) SUPPLIED
20" X 20" X 2" FILTERS WITH GRIDS

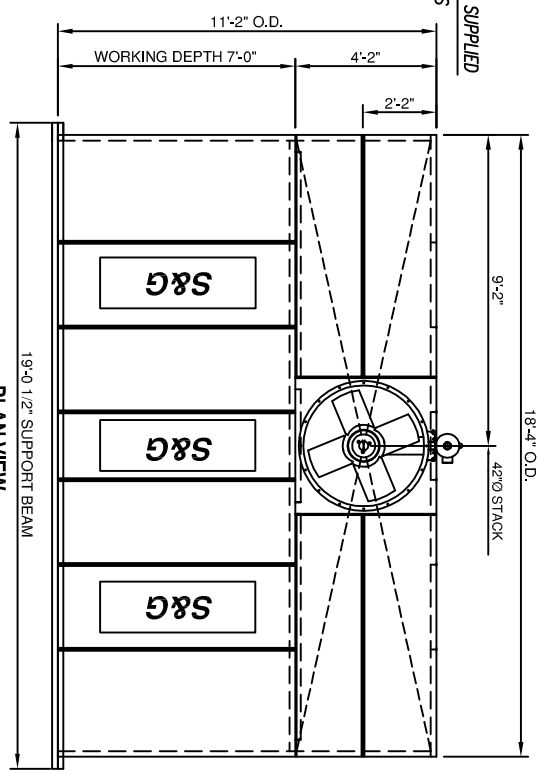
VIEW @ WORK AREA

42" DIA TUBE AXIAL FAN UNIT
RATED FOR 15,750 SQFM EXHAUST @
1/2" SP, DRIVEN BY A 3 HP ODP TYPE
MOTOR

LIGHT FIXTURES, (3) SUPPLIED
FOUR TUBE 48" 32 WATT
FIXTURES MOUNTED BEHIND CLEAR
TEMPERED GLASS PANE'S, "UL"
RATED FOR THEIR INTENDED USE
AND PLACEMENT, (3 S & 6)

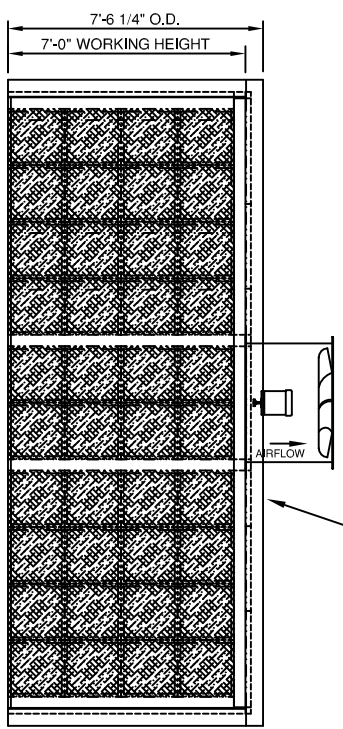


LEFT SIDE ELEVATION



PLAN VIEW

STRUCTURAL STEEL, (1SET) SUPPLIED
10 GA. GALV.



END VIEW

COL-MET SPRAY BOOTHS ARE
MFG. IN ACCORDANCE WITH IFG-2000
SECTION 1504.1.2.1 THROUGH 1504.1.2.2,
SECTION 1504.2.3, SECTION 1504.2.5,
SECTION 1504.2.7, SECTION 1504.3,
SECTION 1504.3.1, SECTION 1504.3.2,
AND NFPA-33

BOOTH WALLS & CEILING PANELS
FABRICATED OF G-90, 18 GA.
GALVANIZED STEEL IN ACCORDANCE WITH
THE IFG-2000 SECTION 1504.1.2.1 & 2005 NFPA
-33 CHAPTER 5.1

SEE ORDER ACKNOWLEDGEMENT FOR
COMPLETE LIST OF PROVIDED STACK
AND OPTIONAL COMPONENTS

COL-MET

Spray Booths

OPEN FRONT INDUSTRIAL BOOTH

| | |
|-------------|-------------------|
| FILE NAME | |
| CONTRACT NO | X |
| ISSUE NO | 01-09-05 |
| CHECK | OT |
| DATE | |
| ISSUED | |
| SIZE | F350X NO |
| DATE | 1B-1807-07 |
| SCALE | 1:1 |
| HEIGHT | 111-1807-01-01-01 |
| SHEET | 1 OF 2 |